



# LIGHT



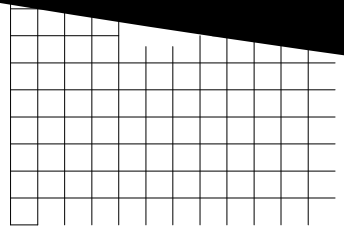



## Electrical Optical Characteristics at Ta=25°C

PARAMETER	SYMBOL	MIN.	TYP.	MAX.	UNITS	TEST CONDITIONS
Reverse Light Current	$I_L$	---	16.7	---	$\mu\text{A}$	$V_R=5\text{V}$ $E_e=1\text{mW}/\text{cm}^2$ $p=940\text{nm}$
Reverse Light Current	$I_L$	---	13	---	$\mu\text{A}$	$V_R=5\text{V}$ $E_e=1\text{mW}/\text{cm}^2$ $p=660\text{nm}$
Reverse Light Current	$I_L$	---	10	---	$\mu\text{A}$	$V_R=5\text{V}$ $E_e=1\text{mW}/\text{cm}^2$ $d=525\text{nm}$
Reverse Dark Current	$I_D$	---	---	10	nA	$V_R=10\text{V}$ $E_e=0\text{mW}/\text{cm}^2$
Reverse Voltage	$V_{(R)}$	30	---	---	V	$I_R=100\mu\text{A}$
Forward Voltage	$V_F$	---	---	1.3	V	$I_F=10\text{mA}$
Viewing Angle(X)	$2_{1/2}$	---	135	---	Deg.	(Note 1)
Viewing Angle(Y)	$2_{1/2}$	---	135	---	Deg.	
Rise Time/Fall Time	tr/tf	---	30	---	ns	$V_R=10\text{V}$ $RL=1\text{k}$
Total Capacitance	$C_T$	---	12	---	pF	$V_R=5\text{V}$ $E_e=0\text{mW}/\text{cm}^2$ $f=1.0\text{MHz}$

### Note:



- $1/2$  is the off-axis angle at which the Reverse Light Current is half the axial Reverse Light Current.
- The  $I_L$  guarantee should be added  $\pm 15\%$  tolerance.





LIGHT

## Label Explanation

LIGHT Universal Label

<b>LIGHT</b>		
Light Electronics CO., LTD.		
MODEL NAME:		 LOT NO. :
QUANTITY:		
BIN		
PACKING DATE:		
REMARKS:		

Customer Defined Label

<b>LIGHT</b>		
Light Electronics CO., LTD.		
MODEL NAME:		 LOT NO. :
QUANTITY:		
BIN		
PACKING DATE:		
CUSTOMER P/N		

## Reel Dimensions

