

SL-T4233IRC050-L365-C

DATA SHEET

SPEC. NO. : SZ21110201
DATE : 2021/11/02
REV. : A/0

Approved By:

Checked By:

Prepared By:



Absolute Maximum Ratings at Ta=25

| Parameter | MAX. | Unit |
|---|-------------------------|------|
| Power Dissipation | 75 | mW |
| Continuous Forward Current | 50 | mA |
| Peak Forward Current ^{*2} | 500 | A |
| Reverse Voltage | 5 | V |
| Electrostatic Discharge (HBM) ^{*3} | 2000 | V |
| Moisture Sensitivity Level ^{*1} | 5a | |
| Operating Temperature | -40 to + 85 | |
| Storage Temperature | -40 to + 100 | |
| IR Reflow Temperature | 260 for 10 Seconds MAX. | |

1. Storage and operating:

- (1). Storage requirements before vacuum bag opened: Temperature<30 , Humidity<65%RH;
- (2). Check air leakage and vacuum bag damage before opened. If there is any issue found, check the humidity indicator card immediately after bag opened:
 - a. If color changes on “10% circle” of the humidity indicator card only and not the circles of 20% and above, components can be used without additional handling;
 - b. If color changes on both 10% and 20% circles but not the circles of 30% and above, components must be dehumidified according to the conditions of bullet (5);
 - c. If color changes on 10%, 20%, and 30% circle or above, the product should be returned to the supplier for high temperature dehumidification;
- (3). After bag opened, manual soldering or reflow process must follow the following requirements:
 - a. Complete soldering / reflow within 24 hours;
 - b. Requirements of working environment: Temperature<30 , Humidity<60%RH;
- (4). If the working condition is outside (3)a or (3)b requirement, the components must be dehumidified according to the conditions of bullet (5);
- (5). Low temperature dehumidification: temperature 60±5 , at least 24 hours;
- (6). Shelf life: 60 days. If it's over 60 days from the production date on the package label, the components must be dehumidified according to the condition of bullet (5). If customer is unable to dehumidify, return components to LIGHT for dehumidification.

2. Peak Forward Current:

3. Caution in ESD:

Electrical Optical Characteristics at Ta=25

| Parameter | Symbol | Min. | Typ. | Max. | Unit | Test Condition |
|-------------------|----------------|------|------|------|-------|---------------------------------|
| Radiant Intensity | I _e | 10 | 16 | --- | mW/sr | I _F =20mA (Note 1,3) |
| | | 25 | 40 | --- | mW/sr | I _F =50mA (Note 1,3) |

Typical Electrical / Optical Characteristics Curves (25 Ambient Temperature Unless Otherwise Noted)

Fig.1 Spectral Distribution

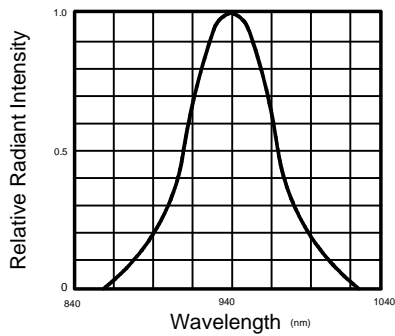


Fig.2 Forward Current Vs Ambient Temperature

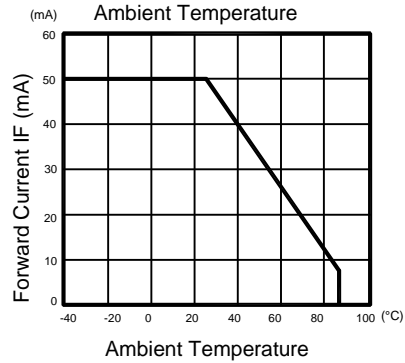


Fig.3 Forward Current Vs Forward Voltage

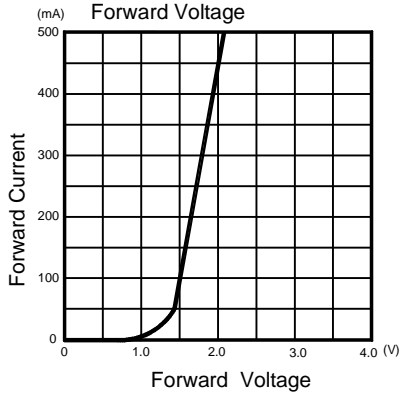


Fig.4 Relative Radiant Intensity Vs Ambient Temperature

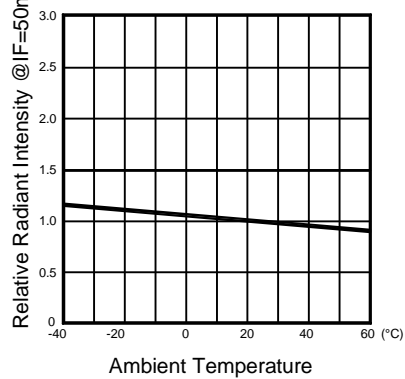


Fig.5 Relative Radiant Intensity Vs Forward Current

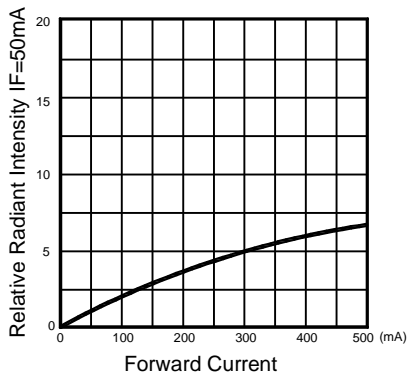
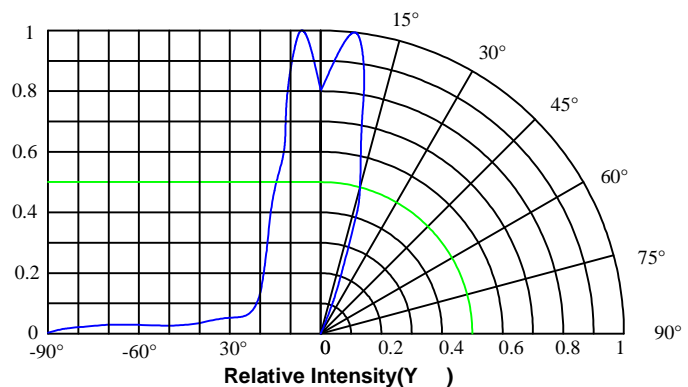
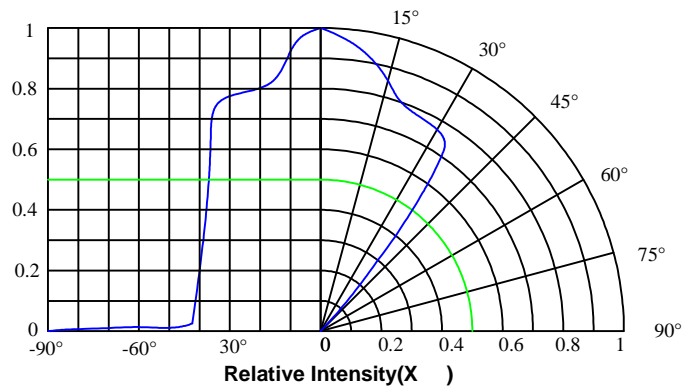


Fig.6 Radiation Diagram



Radiant Intensity Bin Code (IF=50mA)

| BIN CODE | Min.(mW/sr) | Max. (mW/sr) |
|----------|-------------|--------------|
| 13 | 25 | 31 |
| 14 | 31 | 37.5 |
| 15 | 37.5 | 45 |
| 16 | 45 | 54 |
| 17 | 54 | 64.8 |

NOTE: The I_e guarantee should be d ±15% tolerance.





