



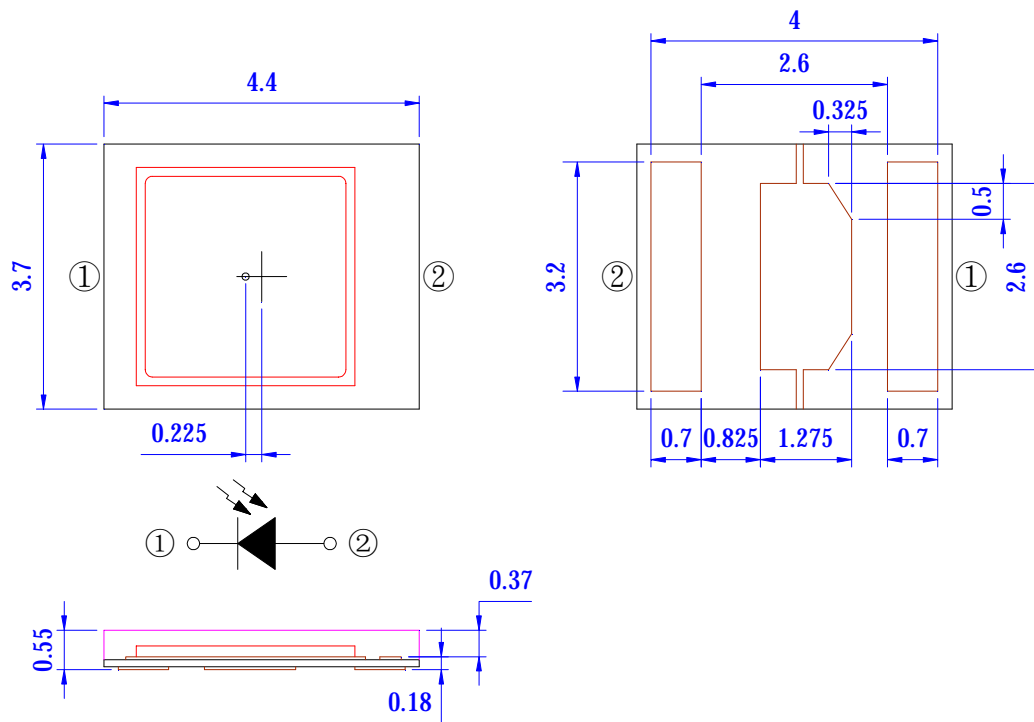
## Features

- Pb free product—RoHS compliant
- High Photo Sensitivity
- Reliable and rugged
- Long life – solid state reliability
- Sensitivity angle: 135°

## Application

- Health Monitoring
- Photo Detector

## Package Dimension



Part NO.	Chip Material	Lens Color
SL-T4437PDC020-L55	Silicon	Water Clear

### Notes:

1. All dimensions are in millimeters.
2. Tolerance is  $\pm 0.10\text{mm}$  unless otherwise noted.
3. Specifications are subject to change without notice.



## Electrical Optical Characteristics at Ta=25°C


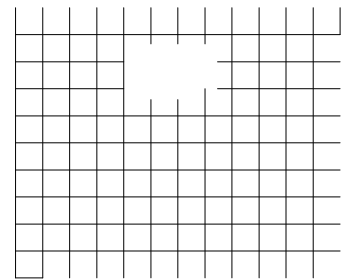
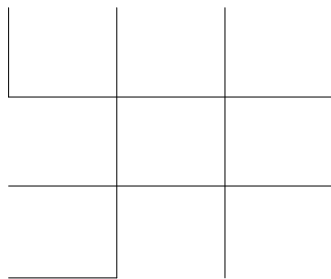
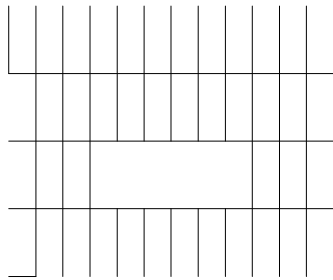
Parameter	Symbol	Min.	Typ.	Max.	Units	Test Conditions
Reverse Light Current	$I_L$	---	40	---	$\mu A$	$V_R=5V$ $E_e=1mW/cm^2$
Reverse Light Current	$I_L$	---	35	---	$\mu A$	$V_R=5V$ $E_e=1mW/cm^2$
Reverse Light Current	$I_L$	---	25	---	$\mu A$	$V_R=5V$ $E_e=1mW/cm^2$
Reverse Dark Current	$I_D$	---	---	10	nA	$V_R=10V$ $E_e=0mW/cm^2$
Reverse Voltage	$V_{(R)}$	30	---	---	V	$I_R$
Forward Voltage	$V_F$	---	---	1.3	V	$I_F=10mA$
Viewing Angle(X)	$_{1/2}$	---	135	---	Deg.	(Note 1)
Viewing Angle(Y)	$_{1/2}$	---	135	---	Deg.	
Rise Time/Fall Time	tr/tf	---	30	---	ns	$V_R=10V$
Total Capacitance	$C_T$	---	12	---	pF	$V_R=5V$ $E_e=0mW/cm^2$ $f=1.0MHz$

### Note:

$_{1/2}$  is the off-axis angle at which the Reverse Light Current is half the axial Reverse Light Current.

2. The  $I_L$  guarantee should be added  $\pm 15\%$  tolerance.

**Typical Electrical / Optical Characteristics Curves**  
(25°C Ambient Temperature Unless Otherwise Noted)



### Reverse Light Current Bin Code ( $V_R=5V$ , $E_e=1mW/cm^2$ , $p=940nm$ )

**NOTE:** The  $I_L$

LIGHT

LIGHT ELECTRONICS

Part No. SL-T443





